



.....	2
.....	3
.....	4
.....	5
.....	5
.....	5
.....	6
.....	6
.....	7
.....	9
.....	10
.....	10
.....	10
.....	11
.....	23
.....	23
.....	31
.....	35

		2019
		81,893.12
		2016 2017 2018 2019 1-6
		2016 2017 2018
		2006
		1-38
A		

CPA

ACCA

2007

IPO

IPO

IPO

2015

IPO

IPO

9

IPO

IPO

	2007 12 27
	430223
	027-8797 0446
	027-8797 0222
	zgb@harzone.com.cn

2019 7 31

5,222 22,915,945

120,782

2019 5 27

11 19

2019 6 14

2019 4 24
2019

1

2

3

4

5

"

"

1

2

2016	2017	2018		
			14,913.71	17,778.30
20,334.68			17,675.56	

"

"

3

4

"

"

2016	2017	2018
------	------	------

1

				2017	
		[2018]	ZA90374		
			2018		
[2019]	ZA90094				
		2017	2018		
		21,025.01	22,355.06		
			17,778.30	20,334.68	
2017	2018			17,778.30	20,334.68
				"	"

2

				2017	
		[2018]	ZA90374		
			2018		
[2019]	ZA90094				
		2016		2017	

2

3

"

80%

40%

20%

20% "

2017			485,835,000
10	1		48,583,500
10		0.25	12,145,875
2017			60,729,375

2018 874,503,000
 10 0.5 43,725,150
 10 0.27 23,611,581.00
 2018 67,336,731.00 2019 5 17
 2018 2019 6 18
 4,419,951
 870,083,049 2018
 870,083,049 10 0.502539
 0.271371 2019 7 5

				/	/
2018	2,361.16	6,733.67	22,355.06	30.12%	35.06%
2017	1,214.59	6,072.94	19,300.58	31.47%	20.00%

"

"

4

2016 2017 2018
 [2017] ZA90102 [2018] ZA90374
 [2019] ZA90094

"

"

5

6

1

2

81,893.12

1		44,118.51	44,118.51
2		17,274.61	17,274.61
3		20,500.00	20,500.00
			81,893.12

3

" "

1

2

"

"

100

100 /

3

"

"

4

"

"

5

"

"

"

"

6

"

"

7

A

8

9

/

/

"

"

10

85%

"

1

2

3

4

1

2

3

4

			37,165.82	44,926.32
52,851.68	26,919.50			20.60% 19.58%
21.82%	20.01%			

1

2016	2017	2018	2019	9
16,649.48	44,569.45	106,411.02		96,672.07
	4.90%	12.32%	25.38%	24.33%

2

	2016	2017	2018	2019	9
	67,969.65	62,356.18	45,301.36		87,080.16
	19.99%	17.24%	10.80%	21.92%	

3

2016	2017	2018	2019	1-9	
	-16,163.43	4,483.41		-50,276.50	-8,098.88
2018					2017
	1,321.39%				54,759.91
				2018	
	2018				

4

2019	1-9		34,088.12		4.27%
	9,979.43			279.86%	
	10,527.66			27.80%	2019
			-1,883.88		
		-1,943.19	2019	1-9	
	10,527.66			27.80%	
		9,786.00			31.90%
				2019	2019
		3,568.04			2,455.62

15%

" "

"

"

"

"

"

"

1

2

3

4

5

6

85%

A

A

7

AA+

AA+

1

2

1

130%

2

3,000

130%

2020

"

"

2020

2020

2020 3

50%

5 10

" " 15

1

2

3


QS

TT

ZQ


(此页无正文，为《中信证券股份有限公司关于中国船舶重工集团应急预警与救援装备股份有限公司创业板公开发行股票之发行保荐书》之签字页)

保荐代表人：



张明慧

2020年4月7日



杨娟

2020年4月7日






中信证券股份有限公司

中信证券股份有限公司
中信证券股份有限公司

中信证券股份有限公司
中信证券股份有限公司



中信证券股份有限公司

2020年4月7日

[2012]4

3

3

600489.SH A

2016 5

601989.SH

A

2017 5

600372.SH

A

2018 1

3

3

(此页无正文，为《中信证券股份有限公司关于中国船舶重工集团应急预警与救援装备股份有限公司创业板公开发行可转换公司债券项目签字保荐代表人情况的说明》之签字盖章页)

保荐代表人

张慧

李红

